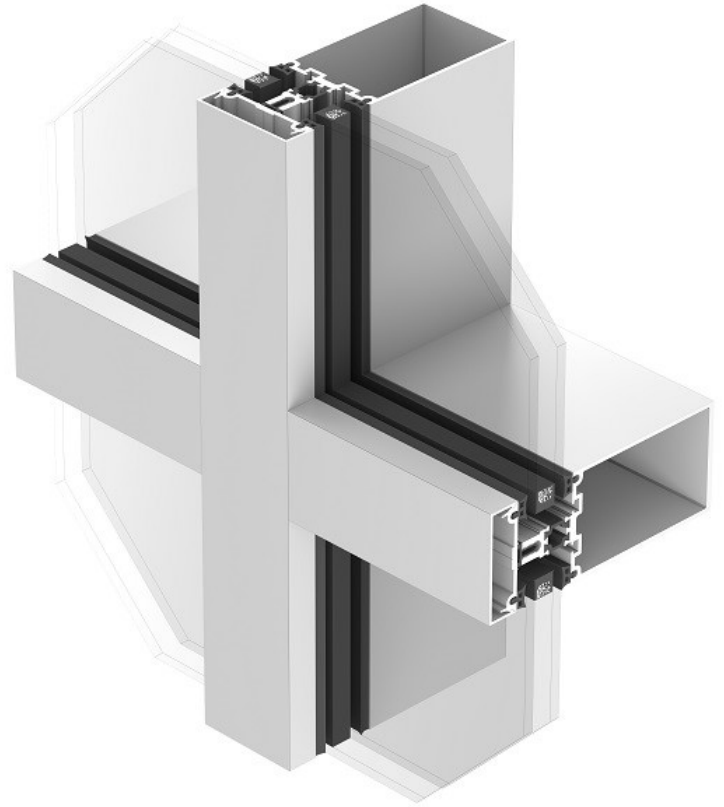


5250 CURTAIN WALL



BACK SECTION SIZES

63.5mm X 73.0mm (2 1/2" X 2 7/8")

63.5mm X 101.6mm (2 1/2" X 4")

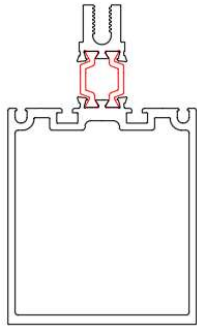
63.5mm X 133.4mm (2 1/2" X 5 1/4")

63.5mm X 165.1mm (2 1/2" X 6 1/2")

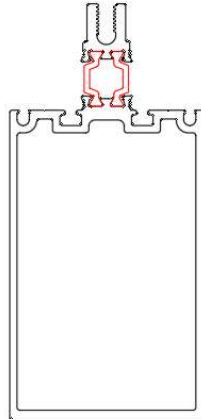
PRODUCT FEATURES

- High-performance polyamide thermal break
- Exterior glazing
- SSG and capped options
- Durable EPDM seal gaskets on exterior and interior
- Rain screen system
- Setting for either double glazing and triple glazing
- Steel reinforcement available
- Standard finish in clear anodized and black anodized, options to different colors on exterior and interior
- Flexible to custom design and unlimited integration to standard and/or any sizes of doors/vents


5250 CURTAIN WALL




2 1/2" X 2 7/8"
63.5mmX73.0mm



2 1/2" X 4"
63.5mmX101.6mm



2 1/2" X 5 1/4"
63.5mmX133.4mm



2 1/2" X 6 1/2"
63.5mmX165.1mm

SIZE DETAILS

Glass Option	Back Section Size	System Depth	Thermal Break Depth	Sightline
Double Glazed (1" overall infill, 3/4" cap)	63.5mm X 101.6mm (2 1/2" X 2 7/8")	130.2mm (5 1/8")	18.0mm (11/16")	63.5mm (2 1/2")
	63.5mm X 101.6mm (2 1/2" X 4")	158.8mm (6 1/4")		
	63.5mm X 133.4mm (2 1/2" X 5 1/4")	190.5mm (7 1/2")		
	63.5mm X 165.1mm (2 1/2" X 6 1/2")	203.2mm (8 3/4")		
Triple Glazed (1 3/4" overall infill, 3/4" cap)	63.5mm X 101.6mm (2 1/2" X 2 7/8")	149.2mm (5 7/8")	37.0mm (1 7/16")	
	63.5mm X 101.6mm (2 1/2" X 4")	177.8mm (7")		
	63.5mm X 133.4mm (2 1/2" X 5 1/4")	209.6mm (8 1/4")		
	63.5mm X 165.1mm (2 1/2" X 6 1/2")	222.3mm (9 1/2")		

PERFORMANCE

Product designation	Air Leakage Resistance	Water Penetration Resistance	Uniform Load Deflection	Uniform Load Structural	Forced-entry Resistance	U-factor
Class CW-PG80	0.01 L/s/m2 (0.01 cfm/ft2) @ 75 Pa (1.60 psf)	720 Pa (15.04 psf)	Design 3840 Pa (80.2 psf)	Design: 3840 Pa (80.2 psf) Maximum: 5760 Pa (120.3 psf)	F10 rating	See U-factor Table